




TEMPLATE

Print these templates on a color inkjet printer. Use 67-pound paper stock in cream or another neutral color. Cut cards out following dotted blue lines. Handwrite guests' names (after checking spellings). To "tent" place cards, simply fold them in half and stand them upright. For flat cards, use double-sided tape to affix card to colored construction paper that's 1/4 inch larger on all sides to create a frame around the outside edge.



TEMPLATE



TEMPLATE

